
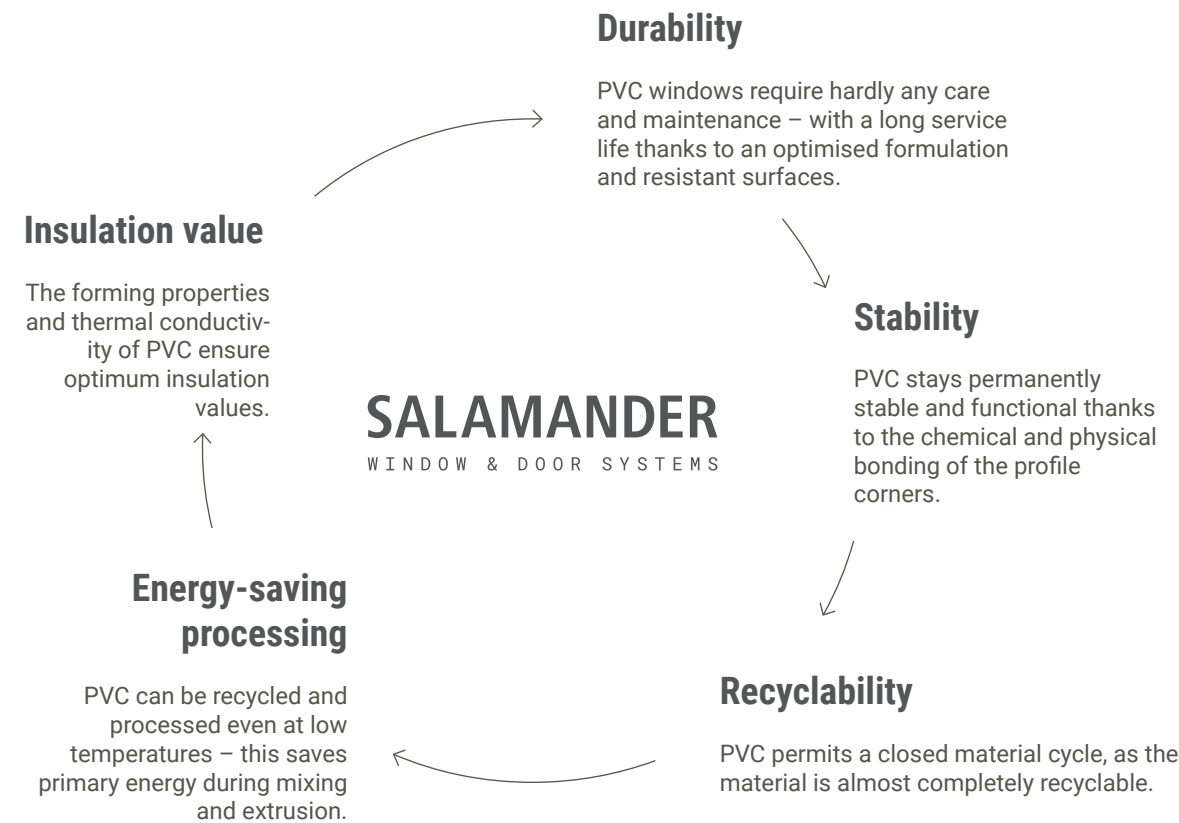


The more sustainable window material – PVC

When it comes to manufacturing window profiles, we focus on the sustainable, durable material PVC and combine it with our innovative surfaces. This allows you to design individually, distinctively and in harmony with the building – inside and out.

We manufacture with a steadily growing share of green electricity from renewable sources and our own hydro-electric power plant.



Together we are shaping a sustainable future at the highest technical level –

thanks to decades of experience in profile development and PVC extrusion. Durable, customisable and sustainable from the outset: We are constantly further refining our systems to offer you the perfect window of the future today.

Salamander Industrie-Produkte GmbH

Jakob-Sigle-Straße 58
86842 Türkheim
Germany

salamander-windows.com



2021-07



bluEvolution

73

Attractive all-round

Attractive window design combined with modern technology

bluEvolution 73 meets all your needs for sophisticated window design: High-density surfaces not only make the profile extremely easy to maintain, but also offer an exceptionally long service life.

- The window system prevents thermal bridges, cutting energy costs substantially.
- The intelligent profile design with large steel reinforcements also ensures excellent stability and reliable functional safety.
- With three selectable sash geometries, the bluEvolution 73 window system meets all the requirements for a sophisticated window design: Choose between a recessed look, a semi-recessed look with a round sash or a semi-recessed look with an angled sash.
- With numerous decorative surfaces and an optional aluminium cover shell, windows from the bluEvolution 73 system are all-round attractive.

The location, the building and the occupants are all highly individual. That is why there is no such thing as the optimal standard window solution for all requirements. As a sole decision-making criterion, price is not enough. Windows must be configured to meet specific requirements before they can become "myWindow".



The Salamander C3 principle: The path to optimal configuration

With our specially developed procedure, you'll find just the window that meets your requirements. In the process, these three dimensions play a decisive role in determining whether your selection fits the building as well as external influences:

Climate



Climatic and other local conditions

Temperature curve and difference, amount of precipitation, hours of sunshine, snowfall, wind loads, burglary statistics, air pollution, noise pollution, altitude above sea level.

With a heat transfer coefficient of up to U_f 1.2 W/(m²K), bluEvolution 73 ensures good thermal insulation. In addition, thermal bridges are prevented, reducing both energy costs and CO₂ emissions.

Case



Property characteristics

Year of construction, type of building, living space, floors, material of the window frames, glazing, orientation of the house according to GPS coordinates, number of windows per house side, window types, number of mullions, dimensions of the windows, analysis of the lighting situation: Comparison of the actual/target lighting situation.

Building style:
The bluEvolution 73 system offers a choice of different profile geometries for both new projects and renovation projects.

Statics:
Window sizes of 2.25 m can be realised as standard.

Client



Customer requirements

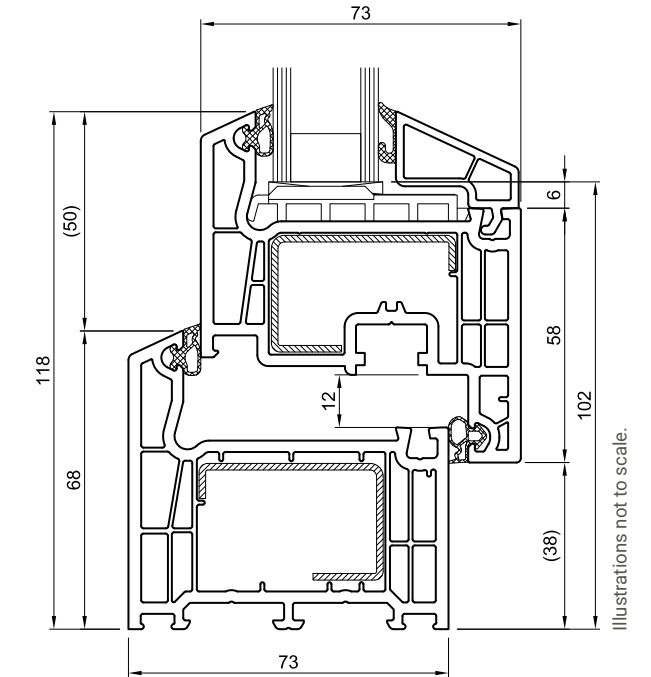
Optimisation strategies for light and energy entry, historical authenticity, regional style, individual choice of design and materiality, ecological factors such as insulation and recycling, as well as costs.

Sound insulation:
With glazing thicknesses of up to 44 mm, sound insulation levels of up to 46 dB can be obtained.

Burglary protection:
Using standard measures, bluEvolution 73 provides burglary protection ratings of up to RC2.

Surfaces:
Brüggmann white, the base body alternatively also in anthracite, cream, brown or caramel with over 40 standard foil décors as well as individual aluminium cover shells.

The most important values at a glance



- Continuous sealing level
- Numerous profile geometries
- Versatile surface design

Thermal insulation	up to U_f = 1.20 W/(m ² K); up to U_w = 0.73 W/(m ² K)
Sound insulation	46 dB
Security	RC2
Construction depth	73 mm
View height, sash	72 mm
View height, frame	68 mm
Maximum sash sizes	Standard sash: Width up to max. 1,500 mm Height up to max. 2,250 mm Balcony door sash: Width up to max. 1,500 mm Height up to max. 2,400 mm Front door sash: Width up to max. 1,200 mm Height up to max. 2,400 mm
Opening types	Side and bottom hung windows, tilt and turn windows, side entrance doors, folding or parallel tilt and slide doors, entrance doors

The heat transfer coefficient U:
The lower the value of U, the less heat is lost in winter and the less heat is allowed to pass through in summer. U_f (frame) is the insulation value of the frame-sash combination, U_w (window) that of the entire structure including the glazing.

Changes, errors, printing and typesetting errors reserved.